

Scaled data based on original data using
LM-79-08 Approved Method: Electrical and Photometric Measurements of Solid-
State Lighting Products

Test Report Prepared for
Cooper Lighting Solutions
(formerly Eaton)

Brand: INVUE

Report Number: P141104

Luminaire Tested: **EMM-F01-LED-E1-SL3-7030**

Issue Date: 03/03/2020

Test Information

Test Method: LM-79-08
Report Number: P141104
REPORT IS SCALED FROM IESNA LM-79-08 TEST DATA (P33691)
Test Lab: INNOVATION CENTER-P3
Issue Date: 03/03/2020
Manufacturer: COOPER LIGHTING SOLUTIONS (FORMERLY EATON)
Product Line: INVUE
Catalog Number: EMM-F01-LED-E1-SL3-7030
Description: EPIC MODERN MEDIUM DECORATIVE LED LUMINAIRE
(1) LIGHTBARS WITH AccuLED OPTICS - TYPE 3 W/ SPILL LIGHT CONTROL
Light Source: (7) 3000K CCT, 70 CRI LEDs
Ballast/Driver: -

Summary

Lumens per Lamp: N/A
Luminaire Lumens: 2182 lumens
Efficiency: N/A
Efficacy: 84.2 lumens/watt
Luminous Opening: Rectangular (W 0.17' x L: 1' x H: 0')
IES Classification: Type III - Short - Semi-Cutoff
BUG Rating: B1 - U0 - G1

Input Watts (W): 25.9
Input Voltage (V): NR
Input Current (Ain): NR
Voltage Rise (V): NR
Power Factor: NR
Total Harmonic Distortion (THDi): NR
Frequency (hertz): 60
Stabilization Time: NR
Operation Time: NR
Ambient Temperature (°C): NR
Test Distance: 25 FT

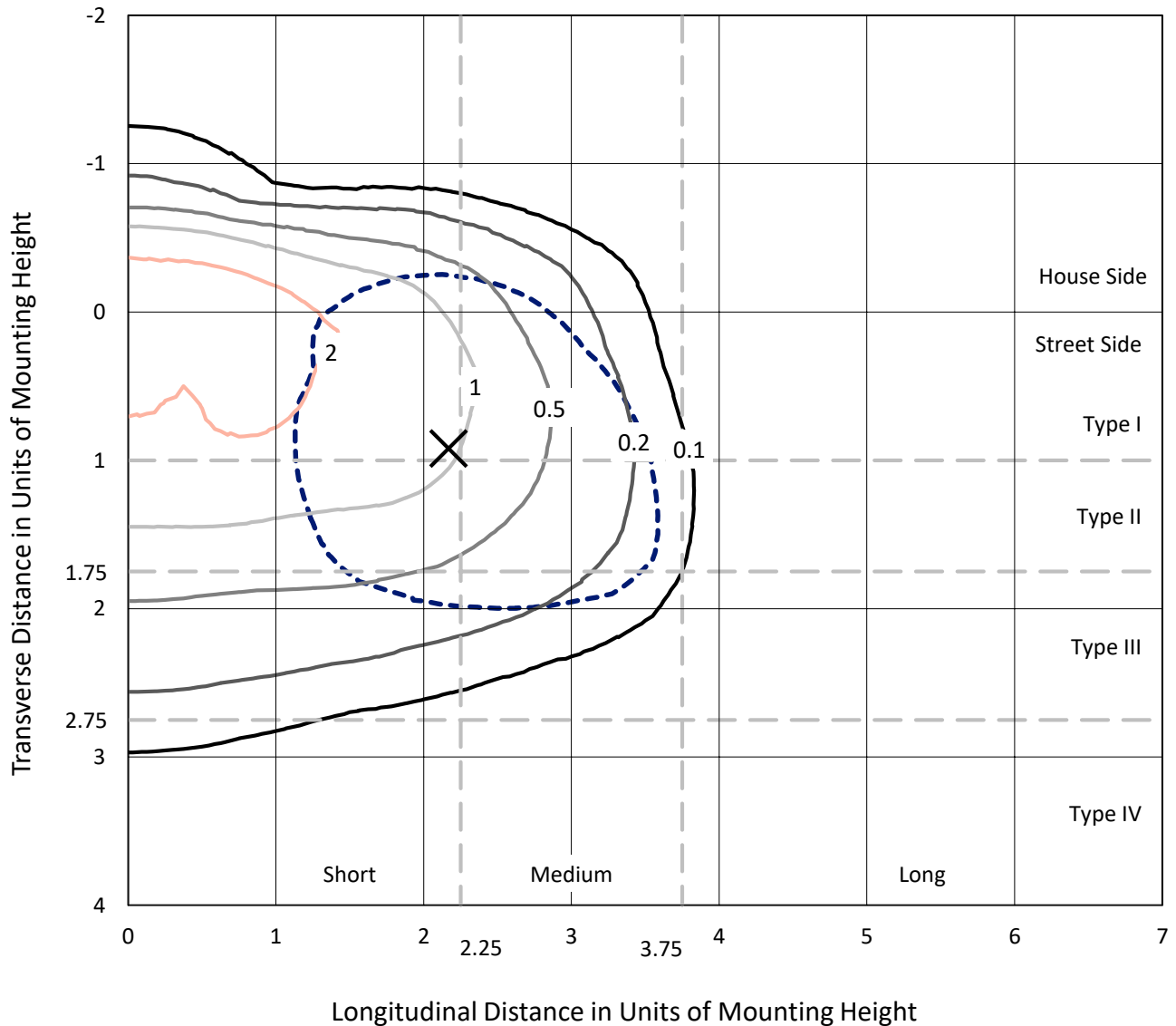


REPORT NUMBER: P141104

CATALOG NUMBER: EMM-F01-LED-E1-SL3-7030

Iso-Footcandle Lines of Horizontal Illumination

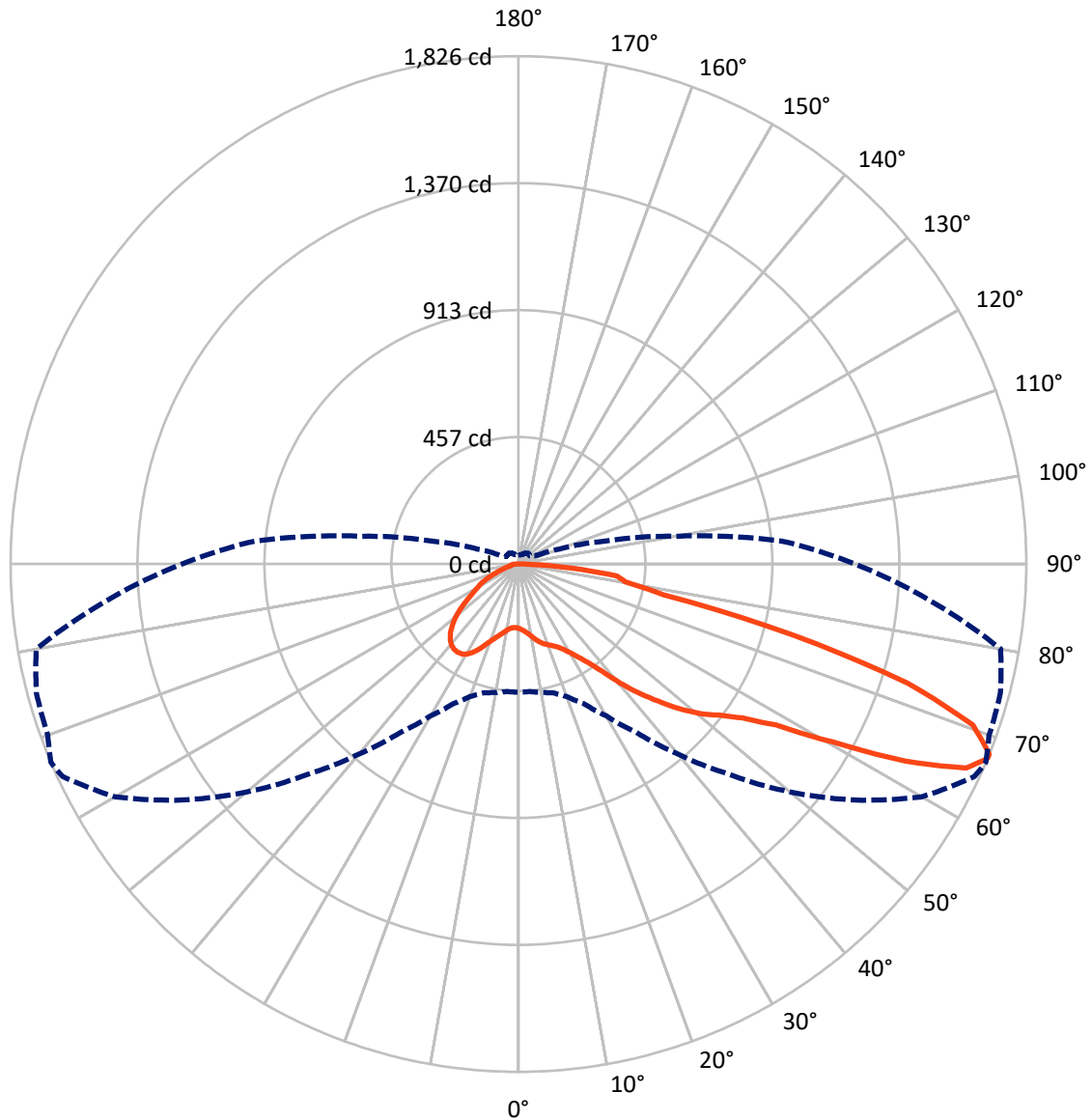
× Max cd
 - - - 1/2 Max cd



Based on 10 foot mounting height. Maximum calculated value = 3 fc
 Type III - Short - Semi-Cutoff

REPORT NUMBER: P141104
CATALOG NUMBER: EMM-F01-LED-E1-SL3-7030

Luminous Intensity Polar Plot



— Vertical Plane Through 67-Deg Lateral - - - Horizontal Cone Through 67-Deg Vertical

REPORT NUMBER: P141104

CATALOG NUMBER: EMM-F01-LED-E1-SL3-7030

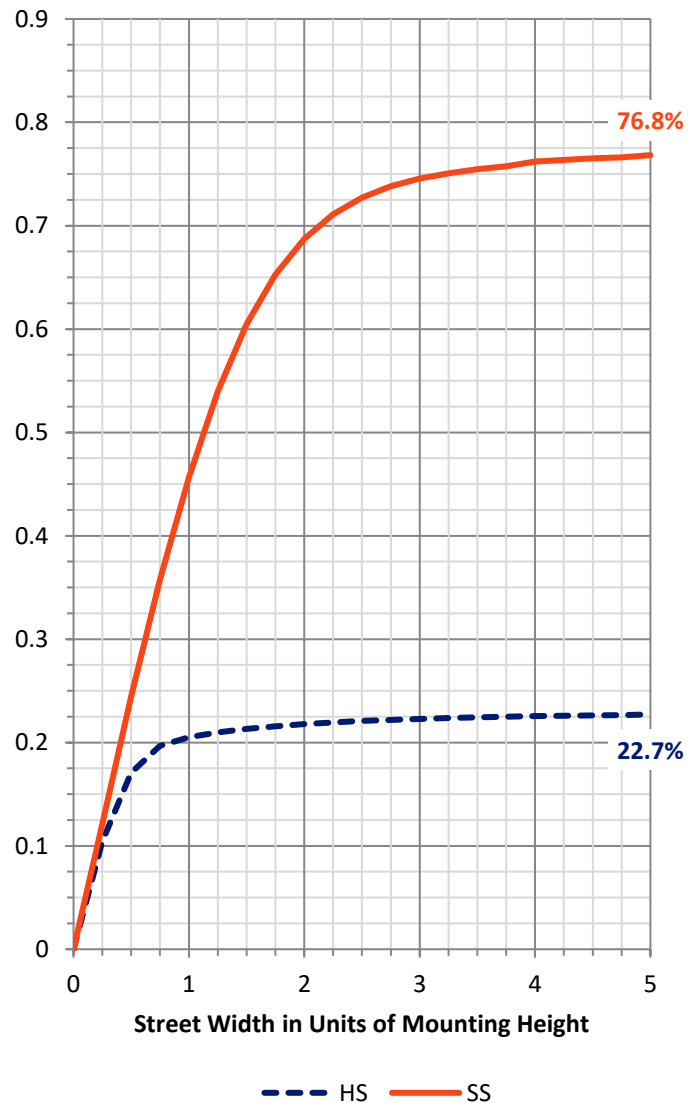
FLUX DISTRIBUTION:

		Downward	Upward	Total
House Side	Lumens	502.0	0.0	502.0
	% Fixture	23.0	0.0	23.0
Street Side	Lumens	1680.0	0.0	1680.0
	% Fixture	77.0	0.0	77.0
Total	Lumens	2182.0	0.0	2182.0
	% Fixture	100.0	0.0	100.0

Coefficient of Utilization

ZONAL LUMENS:

Zone	Lumens	% Fixture
0°-10°	23.2	1.1
10°-20°	80.2	3.7
20°-30°	142.8	6.5
30°-40°	205.3	9.4
40°-50°	312.9	14.3
50°-60°	457.1	20.9
60°-70°	615.9	28.2
70°-80°	302.4	13.9
80°-90°	42.1	1.9
90°-100°	0.0	0.0
100°-110°	0.0	0.0
110°-120°	0.0	0.0
120°-130°	0.0	0.0
130°-140°	0.0	0.0
140°-150°	0.0	0.0
150°-160°	0.0	0.0
160°-170°	0.0	0.0
170°-180°	0.0	0.0
0°-90°	2182.0	100.0
0°-180°	2182.0	100.0



REPORT NUMBER: P141104

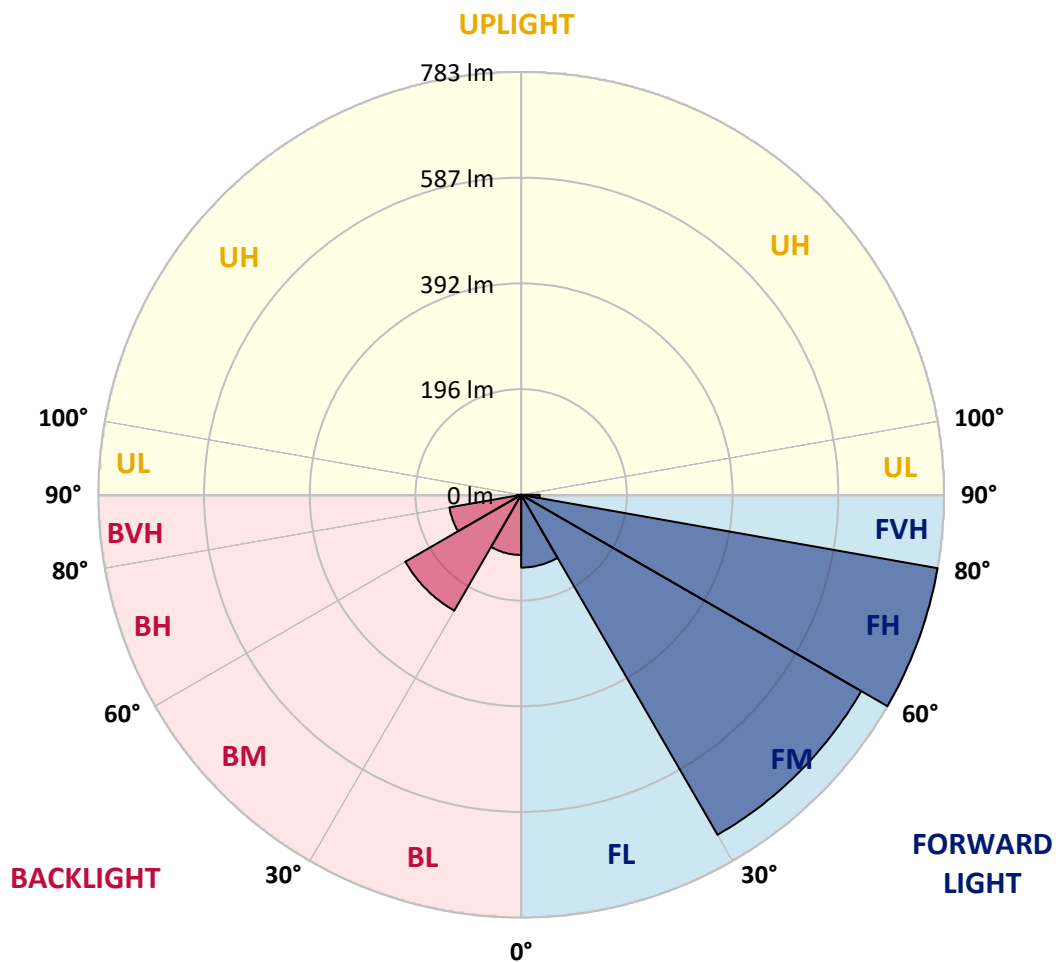
CATALOG NUMBER: EMM-F01-LED-E1-SL3-7030

LUMINAIRE CLASSIFICATION SYSTEM LUMEN TABLE AND BUG RATING:

Zone		Lumens	% Fixture	Zone Rating/Lumen Limit		
				B	U	G
FL	(0°-30°)	134.8	6.2			
FM	(30°-60°)	727.4	33.3			
FH	(60°-80°)	783.3	35.9			G1/1800
FVH	(80°-90°)	34.5	1.6			G1/100
BL	(0°-30°)	111.5	5.1	B1/500		
BM	(30°-60°)	247.9	11.4	B1/1000		
BH	(60°-80°)	135.0	6.2	B1/500		G1/500
BVH	(80°-90°)	7.6	0.3			G0/10
UL	(90°-100°)	0.0	0.0		U0/0	
UH	(100°-180°)	0.0	0.0		U0/0	

BUG Rating: B1-U0-G1

Type III Short





REPORT NUMBER: P141104

CATALOG NUMBER: EMM-F01-LED-E1-SL3-7030

CANDELA DISTRIBUTION (FULL):

	0°	5°	10°	15°	20°	25°	30°	35°	40°	45°	50°
0°	231.5	231.5	231.5	231.5	231.5	231.5	231.5	231.5	231.5	231.5	231.5
2.5°	243.5	242.3	243.3	243.0	242.3	241.3	241.8	241.0	240.5	239.8	239.0
5°	259.4	258.6	258.1	257.4	256.9	256.1	255.6	254.3	252.6	251.3	250.3
7.5°	275.0	274.7	274.0	272.9	270.9	270.4	268.7	267.4	265.9	263.4	261.4
10°	293.3	293.1	291.8	290.3	288.0	285.8	283.8	280.7	277.7	275.5	273.7
12.5°	315.4	314.2	311.7	309.6	307.1	303.6	300.3	296.8	292.5	289.0	287.0
15°	337.5	336.0	334.0	331.3	327.5	322.7	317.9	312.7	306.1	301.6	298.8
17.5°	355.6	354.6	352.4	348.6	344.8	339.0	332.8	325.5	317.4	310.6	306.4
20°	368.7	367.7	364.2	359.7	354.6	348.1	341.3	333.3	323.7	315.4	310.6
22.5°	374.2	372.7	368.7	362.7	355.9	347.8	340.6	333.8	325.0	318.7	313.7
25°	376.0	374.2	369.0	361.4	352.6	342.3	334.0	328.7	323.5	321.2	319.4
27.5°	375.0	373.5	367.7	358.4	346.6	334.5	325.7	322.0	322.2	326.5	328.5
30°	371.5	369.7	364.4	354.1	341.6	328.5	320.7	319.4	325.2	336.0	344.1
32.5°	365.7	364.4	360.2	351.4	340.1	328.7	323.2	326.0	336.0	352.9	366.7
35°	364.2	363.9	361.9	357.1	348.8	341.6	339.3	347.1	363.7	386.8	404.4
37.5°	363.9	365.2	366.2	366.2	364.4	363.9	370.7	381.5	406.2	435.1	463.7
40°	369.0	371.2	376.2	382.8	389.1	398.1	411.9	432.3	457.9	493.1	528.8
42.5°	384.5	389.6	398.1	409.4	425.8	442.6	465.0	490.3	523.3	558.7	594.1
45°	414.9	422.2	428.5	446.4	468.0	487.8	517.0	550.4	586.6	631.1	669.3
47.5°	455.2	460.4	473.5	492.4	518.7	547.1	575.3	604.5	647.9	694.4	740.7
50°	495.4	499.4	513.2	535.3	570.0	601.2	633.4	662.3	699.7	749.0	794.2
52.5°	525.3	530.8	542.9	564.5	603.4	638.9	675.6	707.5	749.7	794.0	841.2
55°	545.9	549.4	560.5	581.6	618.3	658.7	700.2	739.4	789.7	839.7	886.7
57.5°	549.2	552.7	562.7	581.3	617.0	659.5	707.0	755.0	815.8	881.9	943.5
60°	545.4	548.2	556.9	572.3	606.0	652.5	709.0	769.3	844.2	929.4	1017.4
62.5°	528.5	531.3	539.4	551.9	581.8	632.1	703.0	790.4	884.7	991.8	1120.7
65°	496.9	498.6	506.2	516.2	546.4	597.4	675.6	786.2	916.6	1062.4	1229.3
67°	460.9	460.2	468.7	478.8	506.4	553.4	629.8	738.7	891.2	1067.9	1274.8
67.5°	449.9	451.9	460.2	467.2	494.1	539.6	612.7	720.3	869.6	1055.3	1274.0
70°	371.5	375.2	379.8	384.3	407.9	441.3	495.1	599.2	719.8	895.7	1156.6
72.5°	254.8	247.3	250.6	249.1	256.4	277.5	314.9	406.4	502.2	653.5	858.5
75°	129.2	137.5	136.5	142.8	153.1	166.4	183.7	217.9	293.1	382.0	531.3
77.5°	72.4	70.4	77.4	78.9	84.9	99.0	129.7	174.7	209.1	245.6	300.3
80°	32.9	36.4	38.7	35.2	36.4	39.5	51.3	80.4	135.2	205.8	236.8
82.5°	18.3	19.6	22.9	23.1	24.1	24.9	26.9	31.2	42.0	84.9	167.1
85°	11.6	12.1	15.3	16.8	17.6	17.6	17.6	18.6	21.4	25.1	43.2
87.5°	4.3	4.5	7.0	9.3	9.6	9.0	8.5	9.8	9.0	9.3	14.1
90°	0.0	0.0	0.0	0.0	0.0	0.0	0.0	0.0	0.0	0.0	0.0



REPORT NUMBER: P141104

CATALOG NUMBER: EMM-F01-LED-E1-SL3-7030

CANDELA DISTRIBUTION (continued):

	55°	60°	65°	67°	70°	75°	80°	85°	90°	95°	100°
0°	231.5	231.5	231.5	231.5	231.5	231.5	231.5	231.5	231.5	231.5	231.5
2.5°	238.5	237.5	236.5	236.3	235.5	235.0	233.7	232.7	231.7	231.0	230.2
5°	248.1	246.1	244.3	243.5	242.5	241.3	238.8	237.0	235.5	234.0	232.5
7.5°	258.9	256.4	253.8	252.8	251.3	249.1	246.3	244.3	241.8	239.5	237.5
10°	270.9	268.2	266.2	265.2	263.9	260.6	258.9	255.4	252.6	249.6	247.1
12.5°	284.0	282.7	280.0	279.0	277.7	275.5	272.9	269.9	266.4	263.1	260.1
15°	295.8	293.8	292.0	291.8	291.0	289.8	286.5	283.3	280.2	276.0	273.4
17.5°	303.1	302.4	302.1	301.8	301.3	300.6	299.1	295.6	292.8	289.3	285.8
20°	307.6	308.4	309.6	310.6	311.1	311.7	310.9	307.4	304.6	301.6	298.6
22.5°	312.4	314.4	317.7	319.2	320.9	323.5	323.0	320.7	319.2	315.7	313.4
25°	319.2	323.2	328.7	330.8	334.0	337.3	338.0	336.8	335.3	332.8	332.8
27.5°	330.8	336.5	343.8	348.1	351.4	355.9	357.4	356.6	356.9	355.4	358.9
30°	348.8	356.9	366.7	371.2	375.2	380.5	381.5	383.0	382.0	384.8	389.1
32.5°	376.2	386.3	396.3	400.6	404.1	409.7	412.9	411.9	415.5	417.2	423.2
35°	418.5	428.5	436.3	437.1	441.1	444.1	447.1	446.1	455.7	459.4	462.7
37.5°	476.8	485.3	490.1	488.3	483.6	489.3	493.4	499.4	505.4	512.2	500.1
40°	552.4	566.0	564.0	561.5	552.4	553.7	555.4	558.7	568.8	566.5	532.1
42.5°	624.3	638.1	635.9	633.1	621.0	614.8	619.5	625.3	630.8	609.5	558.2
45°	696.9	709.5	698.7	702.5	691.7	688.9	698.2	701.5	695.2	656.0	580.3
47.5°	772.3	785.9	780.6	776.9	769.1	768.3	773.6	778.6	753.7	689.7	596.9
50°	830.1	850.3	847.5	845.2	836.7	835.7	848.2	851.8	807.0	725.3	613.5
52.5°	874.6	900.8	905.8	902.8	900.8	901.3	937.5	932.2	870.4	768.6	632.9
55°	927.2	954.3	972.7	976.4	981.4	988.7	1060.4	1052.6	957.8	830.9	653.2
57.5°	996.8	1047.0	1074.7	1091.8	1105.6	1152.9	1243.8	1213.9	1079.0	911.3	677.3
60°	1099.3	1199.1	1256.4	1299.9	1327.3	1409.7	1520.1	1410.0	1219.7	1007.8	709.0
62.5°	1263.9	1426.8	1536.4	1561.0	1572.6	1651.0	1729.9	1560.0	1321.2	1071.7	714.0
65°	1423.5	1627.1	1755.0	1769.4	1760.8	1781.9	1804.1	1564.5	1297.6	1041.5	655.2
67°	1479.8	1674.4	1808.8	1826.2	1801.0	1794.3	1760.6	1482.1	1209.4	949.0	573.3
67.5°	1476.8	1668.8	1808.3	1825.9	1801.0	1790.2	1740.7	1448.9	1174.7	926.4	557.5
70°	1361.2	1545.7	1701.0	1733.9	1720.1	1691.5	1559.8	1227.3	973.4	760.0	429.8
72.5°	1105.1	1304.4	1427.6	1464.0	1473.8	1400.2	1161.7	859.0	701.7	543.1	311.7
75°	741.9	940.0	1040.8	1022.4	962.8	837.4	613.2	453.2	384.5	315.9	192.8
77.5°	420.7	573.5	565.7	534.1	483.8	358.1	173.9	94.2	90.0	105.1	81.7
80°	281.0	353.6	377.8	390.1	387.3	264.9	71.9	36.4	31.4	31.4	30.9
82.5°	234.5	305.6	346.1	356.9	332.5	201.3	43.0	23.9	19.1	21.4	23.9
85°	98.8	154.1	203.8	196.0	155.8	78.4	21.9	12.6	12.6	16.6	20.9
87.5°	23.9	35.4	50.0	48.5	39.0	18.1	11.1	7.8	7.8	12.8	18.1
90°	0.0	0.0	0.0	0.0	0.0	0.0	0.0	0.0	0.0	0.0	0.0



REPORT NUMBER: P141104

CATALOG NUMBER: EMM-F01-LED-E1-SL3-7030

CANDELA DISTRIBUTION (continued):

	105°	110°	115°	120°	125°	130°	135°	140°	145°	150°	155°
0°	231.5	231.5	231.5	231.5	231.5	231.5	231.5	231.5	231.5	231.5	231.5
2.5°	230.0	229.0	229.0	228.0	227.5	227.0	226.7	227.0	226.2	225.4	225.7
5°	231.2	229.7	229.0	227.2	226.2	225.2	224.4	224.2	222.9	222.2	222.2
7.5°	235.5	233.5	232.0	230.0	228.0	226.4	225.2	224.4	222.7	221.4	221.2
10°	244.3	241.5	239.3	236.3	233.5	231.5	229.2	228.0	225.9	224.7	224.2
12.5°	257.4	253.3	249.8	245.3	242.0	239.0	237.8	235.7	235.0	234.2	234.5
15°	269.7	264.9	261.6	258.1	254.3	252.6	250.1	249.8	250.1	248.8	248.8
17.5°	282.2	278.5	274.7	273.4	269.9	268.7	266.9	265.9	263.6	261.4	258.6
20°	295.3	293.3	291.8	290.3	289.5	286.5	282.0	276.7	269.4	262.9	257.4
22.5°	312.2	310.9	311.1	309.9	305.9	298.3	288.0	277.0	265.2	254.6	246.3
25°	333.5	334.8	333.3	327.0	315.4	300.1	284.3	268.7	253.1	240.5	229.2
27.5°	360.7	359.7	352.6	336.5	316.7	294.8	274.5	255.9	237.3	222.7	208.6
30°	390.3	383.0	364.7	339.5	311.7	285.3	260.1	238.5	216.9	199.8	184.0
32.5°	420.2	399.4	369.7	336.0	302.9	271.7	243.5	218.2	193.3	174.2	155.8
35°	442.8	409.4	369.0	328.5	289.5	253.8	221.2	189.8	160.9	138.0	119.4
37.5°	463.7	414.9	363.9	316.9	271.2	230.2	189.5	155.6	126.4	103.5	87.5
40°	476.5	414.4	354.1	297.8	245.8	195.5	151.3	116.4	90.7	73.9	65.1
42.5°	484.1	409.2	337.3	272.4	210.9	156.6	111.6	80.2	64.6	57.3	53.3
45°	487.8	397.9	316.4	238.5	168.6	111.8	76.9	57.8	51.5	49.5	48.5
47.5°	485.6	382.0	286.5	200.3	125.7	76.7	55.0	48.8	46.7	45.7	45.5
50°	480.3	361.4	255.1	158.8	89.2	55.0	46.2	44.5	43.7	43.5	43.0
52.5°	472.8	337.0	219.2	123.2	63.3	45.7	43.2	42.5	42.0	41.2	41.0
55°	460.2	306.9	182.5	90.7	50.8	43.2	42.0	41.7	40.7	40.0	39.5
57.5°	445.1	274.7	147.8	71.1	46.7	42.2	41.5	41.2	40.2	39.2	38.2
60°	437.6	252.1	121.6	61.6	46.0	42.7	42.2	41.7	40.5	39.0	37.7
62.5°	419.0	227.7	104.8	58.6	47.0	44.5	44.2	43.2	41.5	40.0	38.0
65°	371.0	193.3	89.2	55.5	48.5	47.3	47.8	46.5	44.5	42.0	38.7
67°	313.4	157.1	75.4	53.3	50.3	51.0	51.8	51.0	47.8	44.0	39.7
67.5°	297.8	146.3	71.6	52.5	50.8	51.8	53.0	52.3	48.8	44.5	40.2
70°	223.9	104.8	56.8	49.8	52.5	55.3	57.8	57.6	54.0	48.8	42.0
72.5°	154.8	71.6	46.0	46.5	51.0	56.0	59.3	60.8	57.3	51.0	43.0
75°	93.2	45.7	38.7	42.0	46.5	51.5	56.8	57.3	53.3	47.0	40.2
77.5°	45.7	32.9	31.9	33.2	37.4	41.7	44.0	41.2	38.7	34.4	31.9
80°	27.6	25.9	25.4	28.1	30.7	29.9	28.1	25.9	24.6	23.6	22.6
82.5°	23.1	23.4	23.9	24.4	23.9	21.1	18.1	16.6	15.6	15.6	15.8
85°	23.6	24.1	22.1	20.4	18.1	15.1	12.3	10.6	10.8	11.1	11.1
87.5°	18.3	17.6	15.6	12.8	10.3	7.5	6.0	5.0	5.5	5.3	5.8
90°	0.0	0.0	0.0	0.0	0.0	0.0	0.0	0.0	0.0	0.0	0.0



REPORT NUMBER: P141104

CATALOG NUMBER: EMM-F01-LED-E1-SL3-7030

CANDELA DISTRIBUTION (continued):

	160°	165°	170°	175°	180°
0°	231.5	231.5	231.5	231.5	231.5
2.5°	225.7	225.4	225.7	225.7	225.9
5°	221.7	221.2	221.2	221.4	221.4
7.5°	220.7	220.2	220.2	220.4	220.2
10°	224.2	223.9	224.4	224.2	224.2
12.5°	234.7	234.7	235.7	236.3	235.7
15°	249.1	248.6	249.3	249.6	249.8
17.5°	257.1	254.8	254.1	254.6	253.6
20°	252.6	248.8	247.3	247.1	245.3
22.5°	239.8	234.2	232.0	231.0	229.0
25°	221.7	215.1	212.1	209.6	208.4
27.5°	200.1	192.0	187.7	185.7	185.0
30°	172.9	165.1	158.8	155.6	154.6
32.5°	142.8	131.4	124.9	120.9	118.1
35°	106.6	95.8	91.0	88.0	84.4
37.5°	77.4	70.9	66.9	64.8	64.1
40°	59.8	56.5	54.5	54.3	54.0
42.5°	51.8	50.3	50.0	49.5	49.0
45°	47.8	47.3	47.5	46.7	46.2
47.5°	45.0	44.7	44.7	44.2	44.0
50°	42.7	42.7	42.5	42.2	42.2
52.5°	40.7	41.0	41.0	40.5	40.5
55°	39.0	39.0	39.2	39.0	39.0
57.5°	37.7	37.4	37.7	37.7	37.7
60°	36.9	36.4	36.2	36.4	36.4
62.5°	36.2	35.4	35.2	35.2	35.4
65°	36.2	34.9	34.4	34.4	34.2
67°	36.4	34.4	33.4	32.9	32.7
67.5°	36.4	34.2	32.9	32.7	32.4
70°	36.4	33.2	31.4	30.2	30.2
72.5°	36.2	32.2	29.4	28.1	27.6
75°	34.4	30.4	27.9	26.4	25.9
77.5°	28.9	26.4	25.1	23.9	23.6
80°	21.9	20.6	19.6	16.8	15.6
82.5°	15.6	14.8	13.1	12.1	11.3
85°	11.1	10.3	9.6	8.5	8.5
87.5°	6.0	5.8	5.5	5.0	4.5
90°	0.0	0.0	0.0	0.0	0.0

(END OF REPORT)